











LET'S MAKE SINGAPORE OUR GARDEN

# Chestnut Nature Park (Northern Biking Loop)







## LEGEND

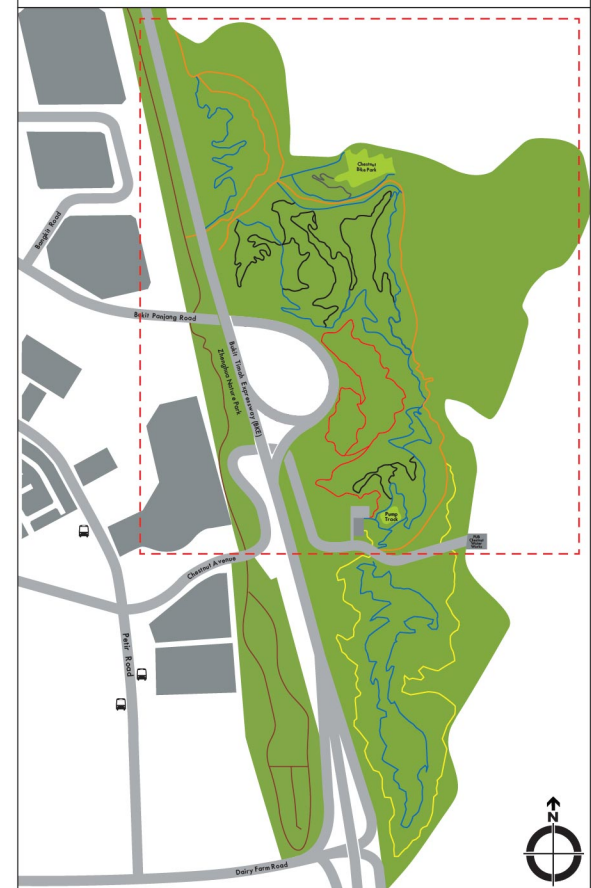
-  Trail Head
-  Mountain Biking Trail
-  Hiking Trail
-  Shared Trail
-  Toilet
-  Carpark
-  Bus Stop
-  Shelter
-  Bridge

## Ride within your ability

Trail name	Grade	Trail name	Grade
A Tender Foot	●	G Watchtower Blue	■
B Cubs	■	H On The Rocks	◆
C Blue Quail	■	I Black Crawler	◆
D Grasshopper	◆	J Pango	■
E Slider	■	K Little Wings	◆
F Side Step	◆		

## Trail Difficulty Rating System

-  Easy trails have a combination of gentle slopes and uneven surfaces
-  Moderately difficult trails have a combination of some steep slopes, narrow tracks and uneven surfaces
-  Very difficult trails have a combination of long steep climbs, drop-offs and tricky obstacles.
-  Extremely difficult trails have a combination of very steep climbs and drop-offs, sharp corners and tricky obstacles



## Biking etiquette

Before you begin your ride, here are some tips to help make your visit enjoyable and safe for everyone :

1. Wear a helmet and appropriate safety gear when you are riding.
2. Give way and watch out for other trail users.
3. Ride within your own ability. Do not ride in bad weather.
4. Stay on the designated biking trail. Do not modify or create new trails.
5. Do not trespass beyond the trail corridor.
6. Ride in the indicated direction.

It is our responsibility to conserve the biodiversity in our park, for everyone's enjoyment and for future generations. For the well-being of our native flora and fauna, please abide by the Parks & Trees Act (Cap. 216) and the Parks & Trees Regulations (Cap. 216, R1).

For enquiries, please contact NParks helpline at 1800-4717300.



**You Are Here**